

Signify Classified - Internal
Cooper Lighting Solutions Photometric Lab
1121 Highway 74 South
Peachtree City, GA 30269



Scaled data based on original data using
LM-79-08 Approved Method: Electrical and Photometric Measurements of Solid-
State Lighting Products

Test Report Prepared for
Cooper Lighting Solutions
(formerly Eaton)

Brand: McGRAW-EDISON

Report Number: P437765

Luminaire Tested: **ISC-SA1E-830-U-SL4-HSS**

Issue Date: 12/9/2020

Test Information

Test Method: LM-79-08
Report Number: P437765
TEST IS SCALED FROM IESNA LM-79-08 TEST DATA (G3-2011-074-19)
Test Lab: INNOVATION CENTER
Issue Date: 12/9/2020
Manufacturer: COOPER LIGHTING SOLUTIONS (FORMERLY EATON)
Product Line: McGRAW-EDISON
Catalog Number: ISC-SA1E-830-U-SL4-HSS
Description: IMPACT ELITE LED CYLINDER LUMINAIRE
(1) 80 CRI, 3000K, 1050mA LIGHTSQUARE WITH 16 LEDS AND TYPE IV SPILL
LIGHT ELIMINATOR OPTICS WITH HOUSE SIDE SHIELD
Light Source: -
Ballast/Driver: ELECTRONIC DRIVER

Summary

Lumens per Lamp: N/A
Luminaire Lumens: 4659 lumens
Efficiency: N/A
Efficacy: 80.1 lumens/watt
Luminous Opening: Rectangular (W 0.5' x L: 0.5' x H: 0')
IES Classification: Type IV - Short
BUG Rating: B1 - U0 - G2

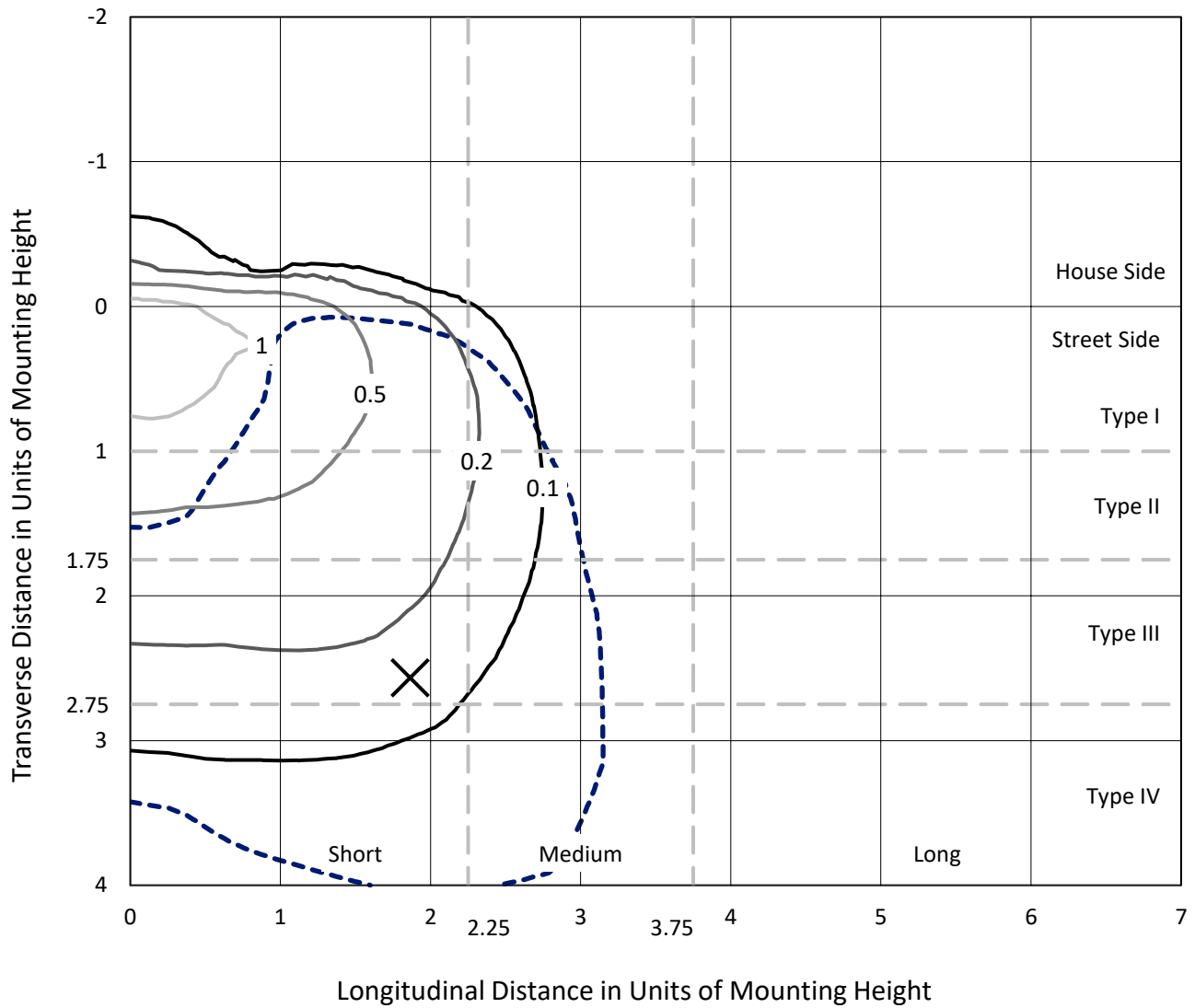
Input Watts (W): 58.2
Input Voltage (V): NR
Input Current (Ain): NR
Voltage Rise (V): NR
Power Factor: NR
Total Harmonic Distortion (THDi): NR
Frequency (hertz): 60
Stabilization Time: NR
Operation Time: NR
Ambient Temperature (°C): NR
Test Distance: 28.75 FT



REPORT NUMBER: P437765
 CATALOG NUMBER: ISC-SA1E-830-U-SL4-HSS

Iso-Footcandle Lines of Horizontal Illumination

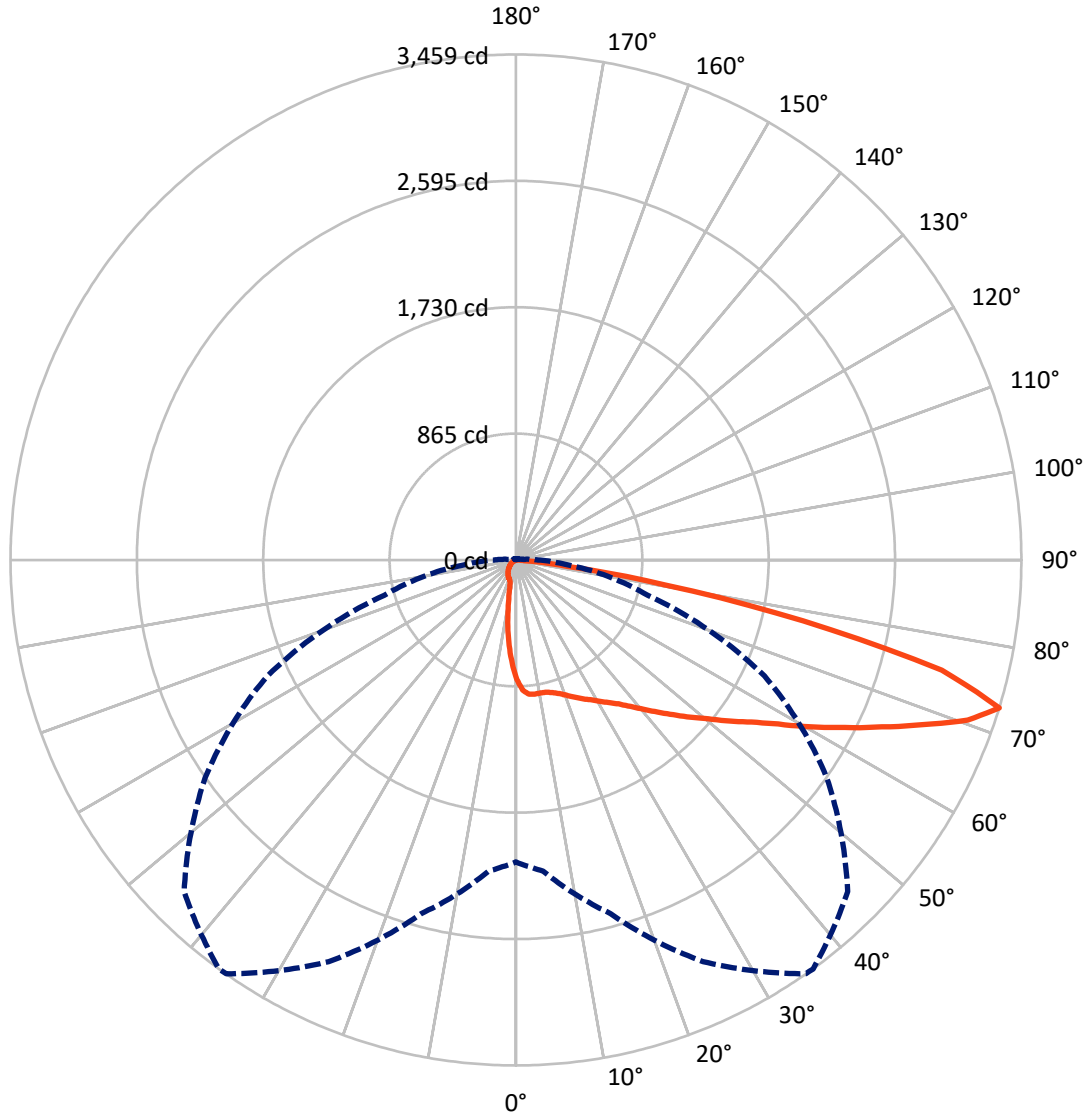
✕ Max cd
 - - - 1/2 Max cd



Based on 25 foot mounting height. Maximum calculated value = 1.5 fc
 Type IV - Short - N/A

REPORT NUMBER: P437765
CATALOG NUMBER: ISC-SA1E-830-U-SL4-HSS

Luminous Intensity Polar Plot



— Vertical Plane Through 36-Deg Lateral - - - Horizontal Cone Through 72.5-Deg Vertical

REPORT NUMBER: P437765

CATALOG NUMBER: ISC-SA1E-830-U-SL4-HSS

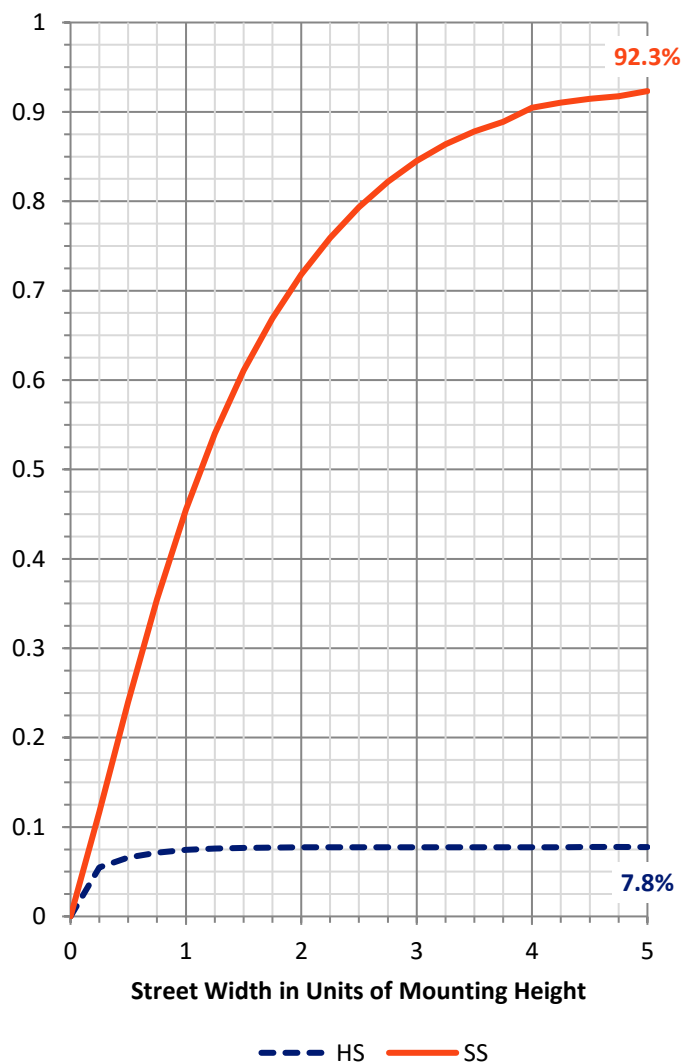
FLUX DISTRIBUTION:

		Downward	Upward	Total
House Side	Lumens	363.5	0.0	363.5
	% Fixture	7.8	0.0	7.8
Street Side	Lumens	4295.5	0.0	4295.5
	% Fixture	92.2	0.0	92.2
Total	Lumens	4659.0	0.0	4659.0
	% Fixture	100.0	0.0	100.0

ZONAL LUMENS:

Zone	Lumens	% Fixture
0°-10°	69.9	1.5
10°-20°	175.4	3.8
20°-30°	286.5	6.1
30°-40°	435.6	9.3
40°-50°	666.1	14.3
50°-60°	947.1	20.3
60°-70°	1201.0	25.8
70°-80°	822.4	17.7
80°-90°	55.1	1.2
90°-100°	0.0	0.0
100°-110°	0.0	0.0
110°-120°	0.0	0.0
120°-130°	0.0	0.0
130°-140°	0.0	0.0
140°-150°	0.0	0.0
150°-160°	0.0	0.0
160°-170°	0.0	0.0
170°-180°	0.0	0.0
0°-90°	4659.0	100.0
0°-180°	4659.0	100.0

Coefficient of Utilization



REPORT NUMBER: P437765

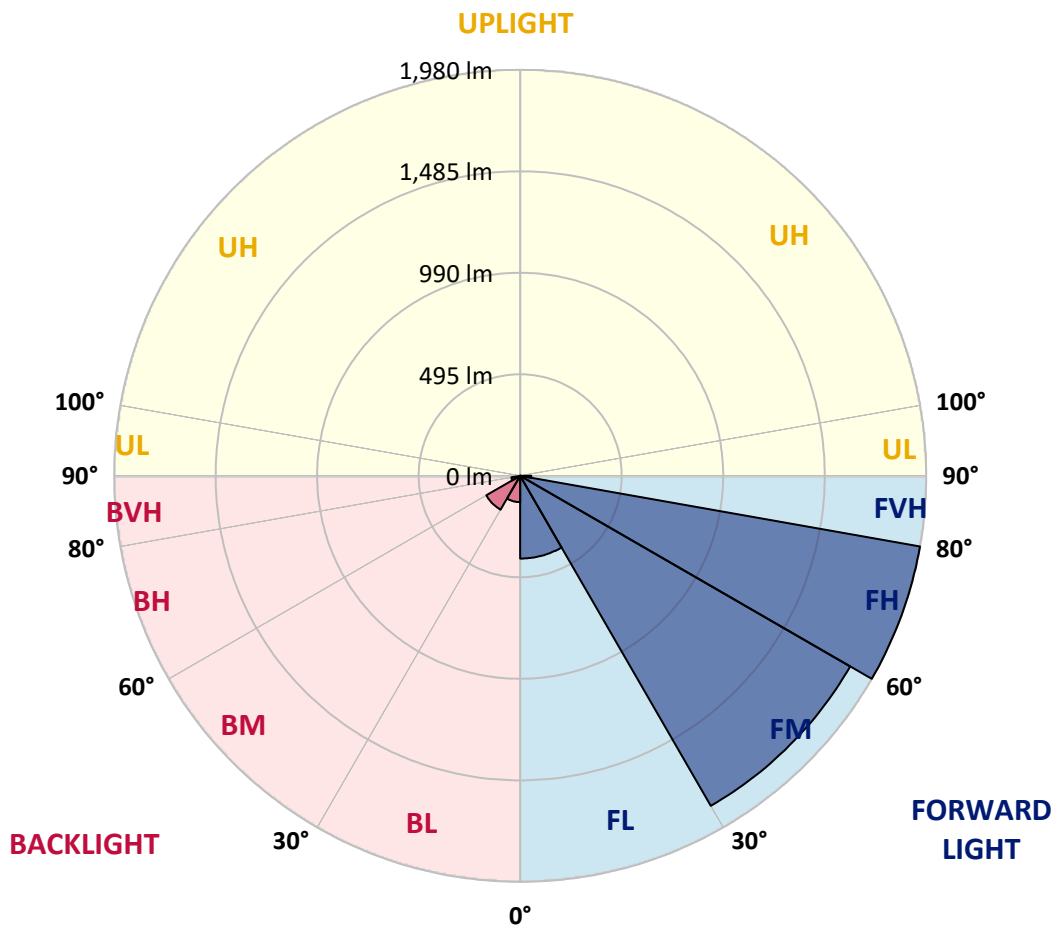
CATALOG NUMBER: ISC-SA1E-830-U-SL4-HSS

LUMINAIRE CLASSIFICATION SYSTEM LUMEN TABLE AND BUG RATING:

Zone	Lumens	% Fixture	Zone Rating/Lumen Limit		
			B	U	G
FL (0°-30°)	403.5	8.7			
FM (30°-60°)	1858.1	39.9			
FH (60°-80°)	1979.6	42.5			G2/5000
FVH (80°-90°)	54.3	1.2			G1/100
BL (0°-30°)	128.3	2.8	B1/500		
BM (30°-60°)	190.6	4.1	B0/220		
BH (60°-80°)	43.8	0.9	B0/110		G0/110
BVH (80°-90°)	0.8	0.0			G0/10
UL (90°-100°)	0.0	0.0		U0/0	
UH (100°-180°)	0.0	0.0		U0/0	

BUG Rating: B1-U0-G2

Type IV Short





REPORT NUMBER: P437765

CATALOG NUMBER: ISC-SA1E-830-U-SL4-HSS

CANDELA DISTRIBUTION (FULL):

	0°	5°	15°	25°	35°	36°	45°	55°	65°	75°	85°
0°	818.2	818.2	818.2	818.2	818.2	818.2	818.2	818.2	818.2	818.2	818.2
2.5°	916.6	910.5	906.4	902.3	890.0	892.0	879.7	867.4	848.9	840.7	828.4
5°	939.2	937.1	935.1	928.9	918.7	922.8	910.5	898.2	871.5	846.9	820.2
7.5°	935.1	939.2	937.1	933.0	924.8	926.9	916.6	904.3	881.8	848.9	812.0
10°	926.9	928.9	928.9	926.9	924.8	924.8	916.6	906.4	885.9	857.2	810.0
12.5°	910.5	914.6	920.7	924.8	926.9	928.9	922.8	914.6	896.1	865.4	816.1
15°	904.3	908.4	920.7	933.0	939.2	941.2	935.1	924.8	908.4	881.8	826.4
17.5°	904.3	908.4	928.9	947.4	959.7	961.7	953.5	943.3	922.8	896.1	838.7
20°	916.6	920.7	945.3	978.1	984.3	988.4	976.1	961.7	939.2	912.5	853.1
22.5°	937.1	943.3	974.0	1004.8	1017.1	1019.1	1004.8	978.1	957.6	931.0	865.4
25°	972.0	986.3	1015.0	1047.9	1049.9	1052.0	1029.4	1002.7	978.1	951.5	879.7
27.5°	1021.2	1033.5	1058.1	1095.0	1082.7	1082.7	1064.3	1029.4	1004.8	980.2	904.3
30°	1084.8	1093.0	1121.7	1136.0	1119.6	1121.7	1099.1	1066.3	1045.8	1021.2	941.2
32.5°	1144.2	1150.4	1181.1	1183.2	1164.7	1162.7	1146.3	1107.3	1090.9	1082.7	992.5
35°	1199.6	1207.8	1232.4	1230.4	1211.9	1209.9	1201.7	1166.8	1166.8	1175.0	1068.4
37.5°	1240.6	1261.1	1291.9	1283.7	1271.4	1271.4	1265.2	1238.6	1259.1	1289.8	1168.8
40°	1293.9	1306.2	1347.2	1341.1	1343.1	1343.1	1345.2	1328.8	1365.7	1417.0	1285.7
42.5°	1322.6	1347.2	1396.5	1404.7	1423.1	1423.1	1439.5	1435.4	1505.1	1570.8	1421.1
45°	1367.8	1394.4	1447.7	1478.5	1501.0	1511.3	1540.0	1562.6	1661.0	1743.0	1564.6
47.5°	1425.2	1447.7	1492.8	1550.3	1591.3	1607.7	1665.1	1702.0	1833.2	1917.3	1699.9
50°	1503.1	1507.2	1540.0	1626.1	1697.9	1708.2	1798.4	1859.9	2007.5	2085.5	1796.3
52.5°	1587.2	1579.0	1597.4	1714.3	1814.8	1833.2	1935.8	2030.1	2177.7	2194.1	1835.3
55°	1652.8	1652.8	1667.1	1810.7	1946.0	1956.3	2099.8	2200.3	2333.6	2257.7	1859.9
57.5°	1736.9	1728.7	1751.2	1909.1	2110.1	2118.3	2284.4	2362.3	2419.7	2298.7	1855.8
60°	1798.4	1808.6	1843.5	2036.2	2280.3	2317.2	2456.6	2481.2	2509.9	2313.1	1843.5
62.5°	1884.5	1882.5	1950.1	2177.7	2501.7	2526.3	2622.7	2581.7	2579.7	2337.7	1827.1
65°	1956.3	1972.7	2075.2	2347.9	2737.6	2754.0	2786.8	2733.5	2676.0	2364.3	1683.5
67.5°	2067.0	2099.8	2229.0	2571.5	2989.8	3008.2	3036.9	2920.1	2702.7	2175.7	1402.6
70°	2192.1	2235.2	2444.3	2868.8	3260.5	3281.0	3287.1	2938.5	2448.4	1708.2	951.5
72.5°	2067.0	2136.7	2505.8	3032.8	3457.3	3459.4	3211.2	2596.1	1876.3	933.0	336.3
75°	1330.8	1419.0	2075.2	2690.4	2977.5	3010.3	2518.1	1814.8	875.6	209.2	94.3
77.5°	451.1	481.9	1019.1	1697.9	1997.3	2009.6	1656.9	918.7	276.8	84.1	51.3
80°	260.4	258.4	356.8	742.3	996.6	1035.6	834.6	367.1	129.2	43.1	34.9
82.5°	61.5	63.6	186.6	270.7	395.8	356.8	176.4	221.5	59.5	24.6	30.8
85°	0.0	0.0	30.8	65.6	47.2	55.4	16.4	67.7	10.3	10.3	20.5
87.5°	0.0	0.0	0.0	0.0	2.1	2.1	2.1	2.1	2.1	2.1	2.1
90°	0.0	0.0	0.0	0.0	0.0	0.0	0.0	0.0	0.0	0.0	0.0



REPORT NUMBER: P437765
 CATALOG NUMBER: ISC-SA1E-830-U-SL4-HSS

CANDELA DISTRIBUTION (continued):

	90°	95°	105°	115°	125°	135°	145°	155°	165°	175°	180°
0°	818.2	818.2	818.2	818.2	818.2	818.2	818.2	818.2	818.2	818.2	818.2
2.5°	816.1	805.9	785.4	769.0	746.4	728.0	709.5	701.3	687.0	682.9	684.9
5°	803.8	787.4	748.5	709.5	666.4	625.4	582.4	557.8	547.5	529.1	525.0
7.5°	789.5	764.9	709.5	645.9	572.1	512.7	453.2	412.2	375.3	360.9	354.8
10°	783.3	752.6	674.6	578.3	477.8	381.4	307.6	254.3	221.5	209.2	205.1
12.5°	783.3	746.4	641.8	512.7	379.4	268.6	201.0	170.2	159.9	157.9	155.8
15°	791.5	744.4	611.1	442.9	287.1	186.6	153.8	149.7	147.6	147.6	149.7
17.5°	795.6	740.3	578.3	375.3	211.2	149.7	143.5	143.5	143.5	143.5	143.5
20°	805.9	738.2	541.4	303.5	159.9	139.4	137.4	137.4	137.4	137.4	139.4
22.5°	807.9	738.2	496.2	233.8	141.5	133.3	131.2	131.2	131.2	133.3	133.3
25°	820.2	734.1	453.2	178.4	133.3	125.1	125.1	123.0	125.1	125.1	125.1
27.5°	836.6	736.2	399.9	147.6	125.1	118.9	116.9	116.9	116.9	116.9	116.9
30°	855.1	740.3	344.5	131.2	116.9	112.8	110.7	108.7	108.7	108.7	108.7
32.5°	890.0	744.4	285.0	118.9	108.7	104.6	102.5	100.5	100.5	100.5	100.5
35°	943.3	766.9	233.8	110.7	100.5	96.4	94.3	92.3	92.3	92.3	90.2
37.5°	1015.0	801.8	184.6	102.5	92.3	88.2	86.1	84.1	82.0	82.0	82.0
40°	1101.2	838.7	153.8	92.3	84.1	80.0	77.9	75.9	73.8	71.8	71.8
42.5°	1203.7	883.8	123.0	84.1	75.9	71.8	69.7	67.7	63.6	61.5	63.6
45°	1318.5	926.9	104.6	77.9	69.7	65.6	63.6	59.5	55.4	53.3	53.3
47.5°	1419.0	937.1	92.3	69.7	63.6	59.5	57.4	51.3	47.2	43.1	43.1
50°	1486.7	918.7	82.0	63.6	57.4	55.4	51.3	43.1	36.9	34.9	32.8
52.5°	1494.9	869.5	71.8	57.4	53.3	49.2	43.1	36.9	30.8	26.7	26.7
55°	1486.7	787.4	63.6	53.3	47.2	43.1	36.9	28.7	22.6	20.5	18.5
57.5°	1460.0	701.3	57.4	47.2	43.1	36.9	28.7	22.6	16.4	14.4	12.3
60°	1410.8	596.7	51.3	43.1	36.9	30.8	22.6	16.4	10.3	8.2	8.2
62.5°	1318.5	481.9	45.1	36.9	30.8	24.6	18.5	10.3	6.2	4.1	4.1
65°	1136.0	360.9	39.0	30.8	24.6	20.5	12.3	6.2	2.1	0.0	0.0
67.5°	883.8	244.0	30.8	24.6	20.5	16.4	10.3	2.1	0.0	0.0	0.0
70°	520.9	129.2	24.6	18.5	16.4	12.3	6.2	2.1	0.0	0.0	0.0
72.5°	149.7	51.3	18.5	14.4	12.3	8.2	4.1	2.1	0.0	0.0	0.0
75°	61.5	30.8	12.3	10.3	10.3	6.2	2.1	2.1	0.0	0.0	0.0
77.5°	41.0	22.6	8.2	6.2	6.2	4.1	2.1	0.0	0.0	0.0	0.0
80°	32.8	12.3	4.1	4.1	4.1	2.1	2.1	0.0	0.0	0.0	0.0
82.5°	28.7	8.2	2.1	2.1	2.1	2.1	0.0	0.0	0.0	0.0	0.0
85°	14.4	4.1	2.1	2.1	0.0	0.0	0.0	0.0	0.0	0.0	0.0
87.5°	2.1	2.1	2.1	0.0	0.0	0.0	0.0	0.0	0.0	0.0	0.0
90°	0.0	0.0	0.0	0.0	0.0	0.0	0.0	0.0	0.0	0.0	0.0

Cooper Lighting Solutions Photometric Lab
1121 Highway 74 South
Peachtree City, GA 30269



LM-79-2019: Approved Method: Electrical and Photometric Measurements of Solid-State Lighting Products

Report Prepared for

Cooper Lighting Solutions

MCGRAW EDISON

Report Number: SP1-2408-195-9

Test Date: 08/07/2024

Luminaire Tested: GALN-SB1A-830-U-5WQ

Data in this report applies to families of products including GALN-SB1A-830-U-5WQ.

Test Information

Test Method: LM-79-2019
 Report Number: SP1-2408-195-9
 Test Lab: COOPER LIGHTING SOLUTIONS
 Photometer: SP1 - 76IN SPHERE
 Measurement Geometry: 4π
 Issue Date: 08/07/2024
 Manufacturer: COOPER LIGHTING SOLUTIONS
 Product Line: MCGRAW EDISON
 Catalog Number: **GALN-SB1A-830-U-5WQ**
 Description: GALLEON AREA AND ROADWAY LUMINAIRE. (1) 80 CRI, 3000K, 350MA HIGH DENSITY LIGHTSQUARE WITH 26 LEDS AND TYPE V WIDE OPTICS

Spectral Parameters

CCT (K): 3050
 CIE u': 0.2476
 CIE v': 0.5251
 Duv: 0.0034
 CIE x: 0.4383
 CIE y: 0.4131
 CIE z: 0.1487
 Peak Wavelength (nm): 603
 Dominant Wavelength (nm): 581
 Purity: 55.55201
 Rf: 81.5
 Rg: 99.2

CRI (Ra):	81.0		
R1:	79.6	R9:	7.1
R2:	85.6	R10:	67.0
R3:	92.0	R11:	82.7
R4:	82.6	R12:	63.2
R5:	78.9	R13:	80.3
R6:	81.7	R14:	95.0
R7:	85.2	R15:	71.7
R8:	62.0		



Test Conditions

Stabilization Time: 20M
 Operation Time: 1H 20M
 Sphere Temperature (°C): 24.2

REPORT NUMBER: SP1-2408-195-9

Measurement and Test Equipment			
Instrument	Identification Number	Calibration Date	Calibration Due Date
Photometer	IN0058	6/18/2024	12/18/2024
Power Meter	INXT2011004	2/8/2024	2/8/2025
AC Power Source	IN0063	10/24/2023	10/24/2024
DC Power Source	IN0208	10/24/2023	10/24/2024
Sphere Thermometer	IN0085	10/24/2023	10/24/2024
Room Thermometer	IN0046	10/24/2023	10/24/2024

REPORT NUMBER: SP1-2408-195-9

CIE 1931 Chromaticity Diagram



CIE 1931 Chromaticity Diagram with 2017 ANSI 7-Step and 4-Step Quadrangles



Point lies inside the ANSI 3000K 4-step quadrangle

REPORT NUMBER: SP1-2408-195-9

Photopic Flux vs. Wavelength



Photopic Lumens: NR

λ (nm)	Power W [^] /nm	Lumens (ϕ /nm)	λ (nm)	Power W [^] /nm	Lumens (ϕ /nm)	λ (nm)	Power W [^] /nm	Lumens (ϕ /nm)	λ (nm)	Power W [^] /nm	Lumens (ϕ /nm)	λ (nm)	Power W [^] /nm	Lumens (ϕ /nm)
360	0	NR	490	168	NR	620	940	NR	750	35	NR	880	1	NR
365	0	NR	495	233	NR	625	897	NR	755	30	NR	885	1	NR
370	0	NR	500	300	NR	630	847	NR	760	26	NR	890	1	NR
375	0	NR	505	372	NR	635	790	NR	765	22	NR	895	1	NR
380	0	NR	510	430	NR	640	730	NR	770	19	NR	900	1	NR
385	0	NR	515	483	NR	645	668	NR	775	16	NR	905	1	NR
390	0	NR	520	524	NR	650	605	NR	780	14	NR	910	0	NR
395	2	NR	525	555	NR	655	545	NR	785	12	NR	915	0	NR
400	4	NR	530	581	NR	660	485	NR	790	10	NR	920	0	NR
405	7	NR	535	604	NR	665	430	NR	795	9	NR	925	0	NR
410	17	NR	540	623	NR	670	378	NR	800	8	NR	930	0	NR
415	34	NR	545	645	NR	675	331	NR	805	7	NR	935	0	NR
420	68	NR	550	667	NR	680	290	NR	810	6	NR	940	0	NR
425	128	NR	555	693	NR	685	251	NR	815	5	NR	945	0	NR
430	214	NR	560	719	NR	690	218	NR	820	4	NR	950	0	NR
435	339	NR	565	754	NR	695	188	NR	825	4	NR	955	0	NR
440	507	NR	570	791	NR	700	162	NR	830	3	NR	960	0	NR
445	573	NR	575	830	NR	705	139	NR	835	3	NR	965	0	NR
450	356	NR	580	873	NR	710	119	NR	840	3	NR	970	0	NR
455	217	NR	585	913	NR	715	102	NR	845	2	NR	975	0	NR
460	168	NR	590	948	NR	720	88	NR	850	2	NR	980	0	NR
465	113	NR	595	974	NR	725	76	NR	855	2	NR	985	0	NR
470	85	NR	600	994	NR	730	65	NR	860	1	NR	990	0	NR
475	85	NR	605	998	NR	735	55	NR	865	1	NR	995	0	NR
480	94	NR	610	994	NR	740	47	NR	870	1	NR	1000	0	NR
485	120	NR	615	973	NR	745	41	NR	875	1	NR			

REPORT NUMBER: SP1-2408-195-9

Scotopic Flux vs. Wavelength



Scotopic Lumens: NR

S/P: 1.27

λ (nm)	Power W [^] /nm	Lumens (φ/nm)	λ (nm)	Power W [^] /nm	Lumens (φ/nm)	λ (nm)	Power W [^] /nm	Lumens (φ/nm)	λ (nm)	Power W [^] /nm	Lumens (φ/nm)	λ (nm)	Power W [^] /nm	Lumens (φ/nm)
360	0	NR	490	168	NR	620	940	NR	750	35	NR	880	1	NR
365	0	NR	495	233	NR	625	897	NR	755	30	NR	885	1	NR
370	0	NR	500	300	NR	630	847	NR	760	26	NR	890	1	NR
375	0	NR	505	372	NR	635	790	NR	765	22	NR	895	1	NR
380	0	NR	510	430	NR	640	730	NR	770	19	NR	900	1	NR
385	0	NR	515	483	NR	645	668	NR	775	16	NR	905	1	NR
390	0	NR	520	524	NR	650	605	NR	780	14	NR	910	0	NR
395	2	NR	525	555	NR	655	545	NR	785	12	NR	915	0	NR
400	4	NR	530	581	NR	660	485	NR	790	10	NR	920	0	NR
405	7	NR	535	604	NR	665	430	NR	795	9	NR	925	0	NR
410	17	NR	540	623	NR	670	378	NR	800	8	NR	930	0	NR
415	34	NR	545	645	NR	675	331	NR	805	7	NR	935	0	NR
420	68	NR	550	667	NR	680	290	NR	810	6	NR	940	0	NR
425	128	NR	555	693	NR	685	251	NR	815	5	NR	945	0	NR
430	214	NR	560	719	NR	690	218	NR	820	4	NR	950	0	NR
435	339	NR	565	754	NR	695	188	NR	825	4	NR	955	0	NR
440	507	NR	570	791	NR	700	162	NR	830	3	NR	960	0	NR
445	573	NR	575	830	NR	705	139	NR	835	3	NR	965	0	NR
450	356	NR	580	873	NR	710	119	NR	840	3	NR	970	0	NR
455	217	NR	585	913	NR	715	102	NR	845	2	NR	975	0	NR
460	168	NR	590	948	NR	720	88	NR	850	2	NR	980	0	NR
465	113	NR	595	974	NR	725	76	NR	855	2	NR	985	0	NR
470	85	NR	600	994	NR	730	65	NR	860	1	NR	990	0	NR
475	85	NR	605	998	NR	735	55	NR	865	1	NR	995	0	NR
480	94	NR	610	994	NR	740	47	NR	870	1	NR	1000	0	NR
485	120	NR	615	973	NR	745	41	NR	875	1	NR			

REPORT NUMBER: SP1-2408-195-9

Melanopic Flux vs. Wavelength



Melanopic Lumens: NR

M/P: 2.32

λ (nm)	Power W [^] /nm	Lumens (φ/nm)	λ (nm)	Power W [^] /nm	Lumens (φ/nm)	λ (nm)	Power W [^] /nm	Lumens (φ/nm)	λ (nm)	Power W [^] /nm	Lumens (φ/nm)	λ (nm)	Power W [^] /nm	Lumens (φ/nm)
360	0	NR	490	168	NR	620	940	NR	750	35	NR	880	1	NR
365	0	NR	495	233	NR	625	897	NR	755	30	NR	885	1	NR
370	0	NR	500	300	NR	630	847	NR	760	26	NR	890	1	NR
375	0	NR	505	372	NR	635	790	NR	765	22	NR	895	1	NR
380	0	NR	510	430	NR	640	730	NR	770	19	NR	900	1	NR
385	0	NR	515	483	NR	645	668	NR	775	16	NR	905	1	NR
390	0	NR	520	524	NR	650	605	NR	780	14	NR	910	0	NR
395	2	NR	525	555	NR	655	545	NR	785	12	NR	915	0	NR
400	4	NR	530	581	NR	660	485	NR	790	10	NR	920	0	NR
405	7	NR	535	604	NR	665	430	NR	795	9	NR	925	0	NR
410	17	NR	540	623	NR	670	378	NR	800	8	NR	930	0	NR
415	34	NR	545	645	NR	675	331	NR	805	7	NR	935	0	NR
420	68	NR	550	667	NR	680	290	NR	810	6	NR	940	0	NR
425	128	NR	555	693	NR	685	251	NR	815	5	NR	945	0	NR
430	214	NR	560	719	NR	690	218	NR	820	4	NR	950	0	NR
435	339	NR	565	754	NR	695	188	NR	825	4	NR	955	0	NR
440	507	NR	570	791	NR	700	162	NR	830	3	NR	960	0	NR
445	573	NR	575	830	NR	705	139	NR	835	3	NR	965	0	NR
450	356	NR	580	873	NR	710	119	NR	840	3	NR	970	0	NR
455	217	NR	585	913	NR	715	102	NR	845	2	NR	975	0	NR
460	168	NR	590	948	NR	720	88	NR	850	2	NR	980	0	NR
465	113	NR	595	974	NR	725	76	NR	855	2	NR	985	0	NR
470	85	NR	600	994	NR	730	65	NR	860	1	NR	990	0	NR
475	85	NR	605	998	NR	735	55	NR	865	1	NR	995	0	NR
480	94	NR	610	994	NR	740	47	NR	870	1	NR	1000	0	NR
485	120	NR	615	973	NR	745	41	NR	875	1	NR			

Summary

$R_f = 81.5$
 $R_g = 99.2$
 $CIE R_a = 81.0$
 $R_9 = 7.1$



Color Vector Graphics



Individual Sample Fidelity Index ($R_{f,i}$)

CES01 = 86	CES26 = 74	CES51 = 89	CES76 = 70
CES02 = 63	CES27 = 88	CES52 = 92	CES77 = 86
CES03 = 31	CES28 = 89	CES53 = 81	CES78 = 72
CES04 = 70	CES29 = 67	CES54 = 87	CES79 = 90
CES05 = 50	CES30 = 68	CES55 = 85	CES80 = 88
CES06 = 51	CES31 = 71	CES56 = 78	CES81 = 78
CES07 = 42	CES32 = 70	CES57 = 76	CES82 = 95
CES08 = 41	CES33 = 71	CES58 = 78	CES83 = 90
CES09 = 29	CES34 = 82	CES59 = 92	CES84 = 94
CES10 = 76	CES35 = 90	CES60 = 95	CES85 = 86
CES11 = 59	CES36 = 93	CES61 = 93	CES86 = 72
CES12 = 65	CES37 = 87	CES62 = 83	CES87 = 85
CES13 = 43	CES38 = 75	CES63 = 77	CES88 = 83
CES14 = 74	CES39 = 94	CES64 = 83	CES89 = 75
CES15 = 71	CES40 = 89	CES65 = 77	CES90 = 81
CES16 = 47	CES41 = 85	CES66 = 80	CES91 = 96
CES17 = 50	CES42 = 86	CES67 = 79	CES92 = 73
CES18 = 56	CES43 = 81	CES68 = 84	CES93 = 84
CES19 = 72	CES44 = 99	CES69 = 91	CES94 = 64
CES20 = 66	CES45 = 87	CES70 = 78	CES95 = 80
CES21 = 87	CES46 = 82	CES71 = 76	CES96 = 84
CES22 = 79	CES47 = 77	CES72 = 92	CES97 = 87
CES23 = 92	CES48 = 71	CES73 = 71	CES98 = 81
CES24 = 91	CES49 = 81	CES74 = 93	CES99 = 74
CES25 = 72	CES50 = 89	CES75 = 74	



Color Rendition by Hue-Angle Bin



Measure Comparisons



(END OF REPORT)